


Composition des trains grandes lignes – Bourgogne - 1500V – époque Va 1991-1995

ETE 1991

RAP 221 "SIMPLON EXPRESS" PARIS - BELGRADE

BB 26000 + B10 UIC + B9c9x UIC + A4c4B5c5x UIC + B UIC-X FS + B7D UIC + B10 DEV + Bc JZ + WLAB JZ




RAP 5051 PARIS - NICE

BB 7200 + B11u VU + B11tu VTU + B11tu VTU + B5rtux VTU + A9u VSE + A10tu VTU + B11tu VTU + B11tu VTU + Dd2




RAP 5061 PARIS - VINTIMILLE

BB 7200 + A4c4B5c5x UIC + B10 UIC + B10 UIC + B10 UIC + B10 UIC + B12u VU Cab 8 + B5rtux VTU + A9u VSE + B9 ½tu VTU + Dd4s + UIC B9c9x UIC + B9c9x + A9c9ux VU + VL T2



RAP 5019 PARIS - NICE


BB 22200 + B10c10 DEV + B10c10 DEV + B10c10 DEV + A4c4B5c5x UIC + A9c9ux VU + B10c10 DEV + B10c10 DEV + B10c10 DEV + B10c10 DEV



Composition des trains grandes lignes – Bourgogne - 1500V – époque Va 1991-1995

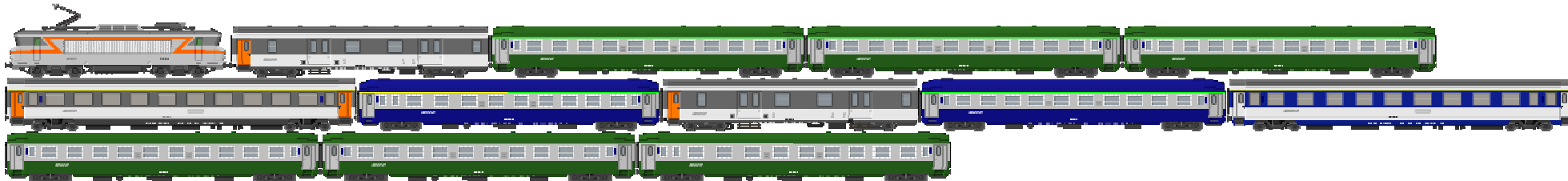
RAP 5049 NICE - PARIS

BB 7200 + Dd2 + B10 DEV + B10 UIC + B10 UIC + A10u VU + B9c9x UIC + B9c9x UIC + B9c9x UIC + B9c9x UIC + B9c9x UIC + A9c9ux VU + A9c9ux VU + A4c4B5c5x UIC + A4c4B5c5x UIC + B9c9x UIC + A4B5 UIC + B10 DEV




RAP 5041 BEZIERS - PARIS

BB 7200 + Dd2 + B10 UIC + B10 UIC + B10 UIC + A10u VU + A4c4B5c5x UIC + Dd2 + B10c10x UIC + A9c9ux VU + B10 DEV + B10 DEV + A4B5 UIC



RAP 183 "LE TRAIN BLEU" PARIS - VINTIMILLE


BB 22200 + AcBcux VU + AcBcux VU + AcBcux VU + AcBcux VU + AcBcux VU + AcBcux VU + AcBcux VU + A9c9ux VU + A9c9ux VU + VL MU + VL T2 + VL MU + VL T2 + Dd2



Composition des trains grandes lignes – Bourgogne - 1500V – époque Va 1991-1995


RAP 197 L'ESTEREL" PARIS - NICE

BB 22200 + B10c10ux VU + B10c10ux VU + B10c10ux VU + B10c10ux VU + AcBcux VU + AcBcux VU + AcBcux VU + AcBcux VU + A9c9ux VU + VL MU + VL T2



RAP 189 "LE PHOCEEN" PARIS - MARSEILLE

BB 7200 + PEZ+VL T2 + A9c9ux VU + A9c9ux VU + B10c10ux VU + B10c10ux VU + B10c10ux VU + B10c10ux VU + B10c10ux VU + B10c10ux VU + B9c9x UIC + A9c9uxVU + VL T2 + Dd2



RAP 5045 PARIS - DIJON

BB 7200 + B11tu VTU + B11tu VTU + A10tu VTU + B6Du VU + B11tu VTU + B11tu VTU + B11u VTU + A10tu VTU + B11tu VTU + B11tu VTU




Composition des trains grandes lignes – Bourgogne - 1500V – époque Va 1991-1995

HIVER 1991/92


TAC 1502 NICE - PARIS

BB 22200 + AcBcux VU + B10c10ux VU + B10c10ux VU + VL MU + VL T2 + VL T2 + VL MU + VL T2 + VL MU + DD +....+ DD




EXP 189 PARIS - NICE

BB 7200 + DD + DD + Pez + Dd2s + B10c10ux VU + B10c10ux VU + B10c10ux VU + B10c10ux VU + AcBcux VU + B10c10ux VU + B10c10ux VU + A9c9ux VU + A9c9ux VU + VL T2 + VL MU + VL MU



TAC 5123 PARIS - ST GERVAIS

BB 25100 + DD +....+ DD + B10c10 DEV + B10c10 DEV + B10c10 DEV + B10c10 DEV + B10c10 DEV + B10c10 DEV




Composition des trains grandes lignes – Bourgogne - 1500V – époque Va 1991-1995

ETE 1992

EXP 5059 PARIS - NICE

BB 7200 + B10t USI + B10t USI + B10t USI + B5rutx VTU + A10tu VTU + B11u VU + B9 1/2tu VTU + Dd2s MC76 + B10c10ux VU + B10c10ux VU + B9c9x UIC + A9c9ux VU



TAC 1322 MILAN - BOULOGNE

BB 26000 + B9c9x UIC + B9c9x UIC + A4c4B5c5x UIC + VR GE + VL MU + VL MU + Less +....+ Less



TAC 9501 BOULOGNE - FREJUS

BB 22200 + VL MU + VL MU + VL MU + A4c4B5c5x UIC + A4c4B5c5x UIC + B5rtux VTU + B9c9x UIC + B9c9x UIC + Less +....+ Less



TAC 9562 FREJUS - DIEPPE

BB 22200 + B9c9x UIC + B9c9x UIC + A4c4B5c5x UIC + A4c4B5c4x UIC + VL MU + Less +....+ Less



Composition des trains grandes lignes – Bourgogne - 1500V – époque Va 1991-1995

TAC 1411 BOULOGNE - BOLOGNE

BB 22200 + VL MU + VL MU + Vr GE + A4c4B5c5x UIC + B9c9x UIC + B9c9x UIC + B9c9x UIC + B9c9x UIC + Lees +....+ Lees




TAC 1424 ALESSANDRIA - PARIS

BB 7200 + B10c10ux VU + VL T2 + DD




RAA 222 "RIALTO" VENISE - PARIS

BB 26000 + B10c10ux VU + B10c10ux VU + B10c10ux VU + B10c10ux VU + Vru DEV + VL T2 + VL MU



RAP 221 "SIMPLON EXPRESS" PARIS - BELGRADE

BB 26000 + B10 UIC + B9c9x UIC + A4c4B5c5x UIC + B6Dd2 VU + A4B5 UIC + B10 UIC + B9c9x UIC + B9c9x UIC + B9c9x UIC + VL T2



Composition des trains grandes lignes – Bourgogne - 1500V – époque Va 1991-1995

EXP 5051 PARIS - NICE

BB 7200 + PEz + B11u VU + B11tu VTU + B11tu VTU + B5rtux VTU + A10tu VTU + A10tu VTU + B11tu VTU + Dd2 + Dd2



EXP 5093 PARIS - LYON


BB 7200 + B11tu VTU + B11u VU + A10tu VTU + B11tu VTU + B11tu VTU + B11tu VTU + B11tu VTU + B11tu VTU + A10tu VTU + A10tu VTU + B11u VU + B11tu VTU + B11tu VTU + B6Du VU



HIVER 1992/93

EXP 5115 PARIS - ST GERVAIS


BB 7200 + Dd2s MC76 + B9 ½tu VTU + B9 ½tu VTU + B9 ½tu VTU + B10c10ux VU + B10c10ux VU + B10c10ux VU + A4c4B5c5x UIC + A9c9ux VU + VL T2 + VL T2 + DD +....+ DD



Composition des trains grandes lignes – Bourgogne - 1500V – époque Va 1991-1995


EXP 5793 PARIS - BRIANÇON

BB 7200 + B9½tu VTU + B9½tu VTU + B9½tu VTU + Dd2s MC76 + B9c9 UIC + B10c10ux VU + B10c10ux VU + A9c9ux VU + VLAB MU + DD




RAP 183 "TRAIN BLEU" PARIS - VINTIMILLE

BB 22200 + AcBc VU + AcBc VU + AcBc VU + AcBc VU + AcBc VU + AcBc VU + AcBc VU + A9c9ux VU + A9c9ux VU + VLAB T2 + VLAB T2 + VLAB MU + VLAB T2 + Dd2s



EXP 5103 PARIS - DIJON

BB 7200 + B6Du VU + B11tu VTU + B11tu VTU + A10tu VTU + B11u VU + B11tu VTU




Composition des trains grandes lignes – Bourgogne - 1500V – époque Va 1991-1995

ETE 1993


RAP 227 "GALILEE" PARIS - FLORENCE

BB 26000 + B10c10ux VU + B10c10ux VU + B10c10ux VU + B10c10ux VU + B10c10ux VU + VR GE + VLAB MU + VLAB T2s FS + VLAB T2s FS + Dd2



EXP 5746 DIJON - PARIS

BB 26000 + B11tu VTU + B11tu VTU + A9u VU + B11u VU + B11tu VTU + B11tu VTU




EXP 5051 PARIS - DIJON

BB 7200 + PEz + B11tu VTU + B11u VU + A9u VU + B11u VU + B11tu VTU



TRN 5115 PARIS – BOURG ST MAURICE

BB 22200 + Dd4s DEV + 9½tu VTU + A9c9ux VU + B10c10 DEV + WLABu T2 + B10c10 DEV + B10c10 DEV + 9½tu VU + Dd2s MC76 + DD DEV + DD DEV




Composition des trains grandes lignes – Bourgogne - 1500V – époque Va 1991-1995

HIVER 1993/94

EXP PARIS - MODANE

CC 7100 + B5D UIC + B10 UIC + B10 UIC + B10 UIC + B10 UIC + B10 UIC + B10 UIC + A8x DEV + A8x DEV + B10 UIC + B10 UIC + B10 UIC + B10 UIC + B10 UIC + B10 UIC



TPA LYON - PARIS


BB 9300 ou BB 7200 + PE 17m + PA 26m + PE 17m + PA 20m + PE 17m + PA 20m + PE 20m + PA 26m + PE 17m + PA 20m + PE 20m + PA 20m + PA 20m



ETE 1995


TAC 1415 CALAIS - ROME

BB 22200 + B10c10ux VU + B10c10ux VU + A4c4B5c5x UIC + A4c4B5c5x UIC + Vr GE + VL MU + VL MU + DD +....+ DD



TAC 1325 PARIS - RIMINI


BB 26000 + VL T2 + B10c10ux VU + B10c10ux VU + B9c9x UIC + B9c9x UIC + DD +....+ DD



Composition des trains grandes lignes – Bourgogne - 1500V – époque Va 1991-1995


TAC 1530 AVIGNON - CALAIS

BB 22200 + A4c4B5c5x UIC + A4c4B5c5x UIC + B9c9x UIC + B9c9x UIC + B10c10ux VU + B10c10ux VU + B10c10ux VU + A9c9ux VU + VL MU + VL MU + VL MU + Less +....+ Less



TAC 1557 CALAIS - NARBONNE

BB22200 + VL MU + VL MU + A9c9ux VU + B10c10ux VU + B10c10ux VU + Less +....+ Less



HIVER 1995/96

EXP 5791 PARIS - BRIANÇON

BB 7100 + B10c10 DEV + B10c10 DEV + B10c10 DEV + B10c10 DEV + B10c10 DEV + A9c9ux VU + B10c10 DEV + B10c10 DEV + B10c10 DEV + B10c10 DEV + B10c10 DEV + B10c10 DEV + DD +....+ DD

